

Live Survey

Results Exported on February 07, 2018

LIVE POLL

EVENT ESG Forum 2018

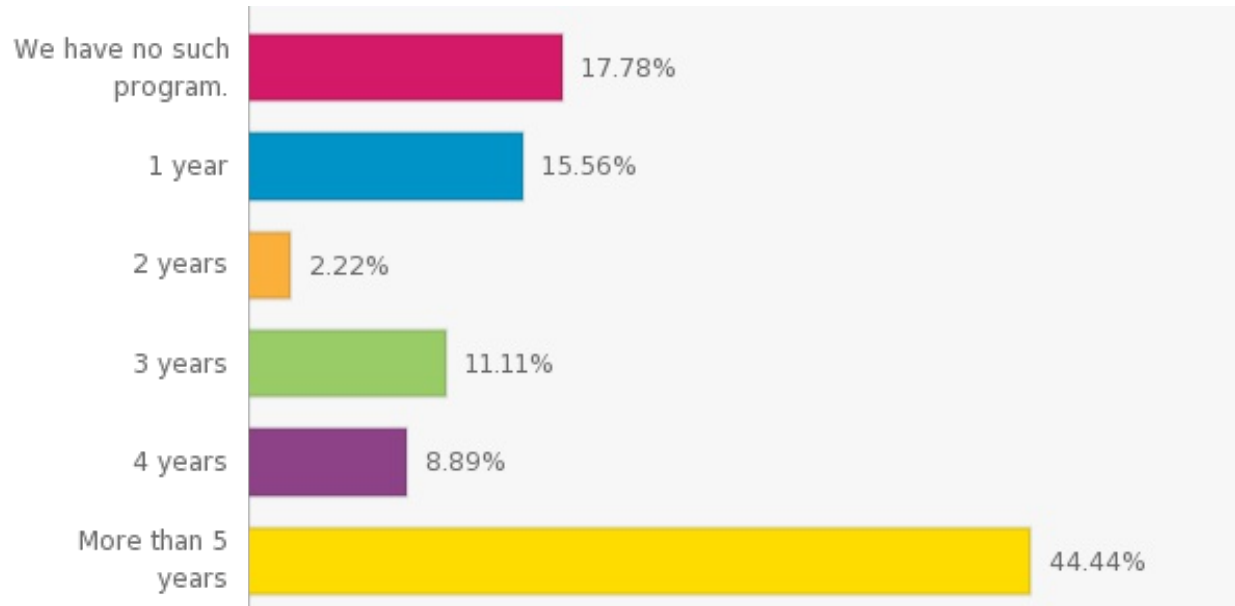
SESSION Live Survey

SESSION DATE & TIME January 24, 2018 01:00PM

SPEAKERS

Q. For how long has your organization been implementing a Sustainability/ESG/Corporate Responsibility program?

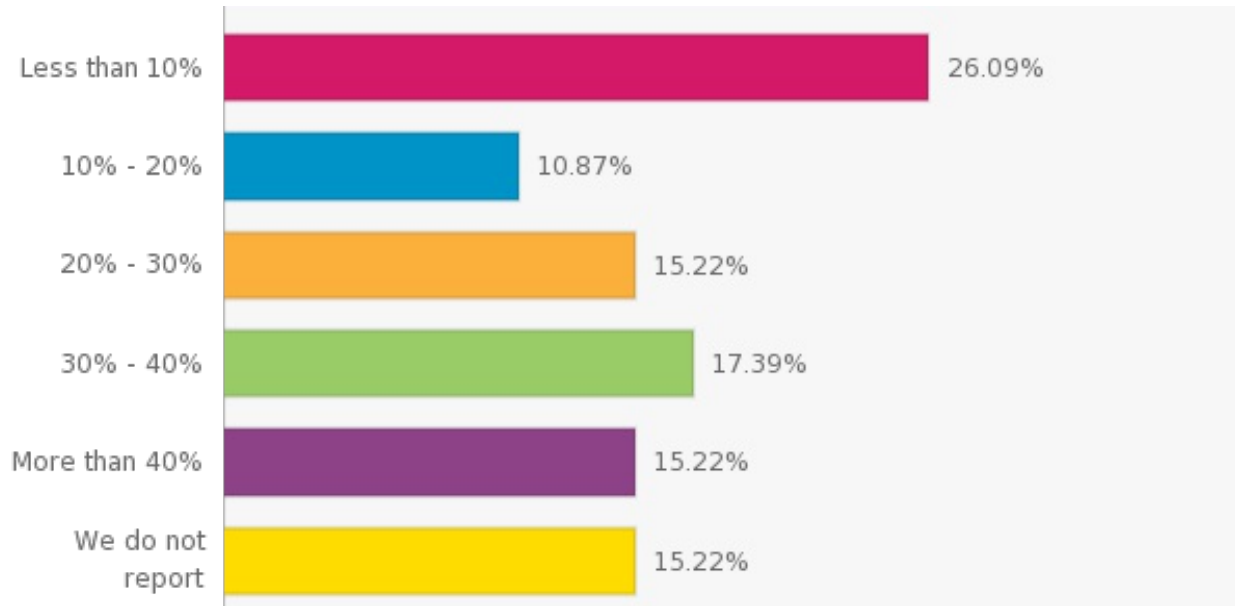
Top Response Options



Answer Options	Responses	Percentage
We have no such program.	8	17.78%
1 year	7	15.56%
2 years	1	2.22%
3 years	5	11.11%
4 years	4	8.89%
More than 5 years	20	44.44%
Total	45	100.00%

Q. What percent of your time or your sustainability team's time is spent on ESG reporting annually?

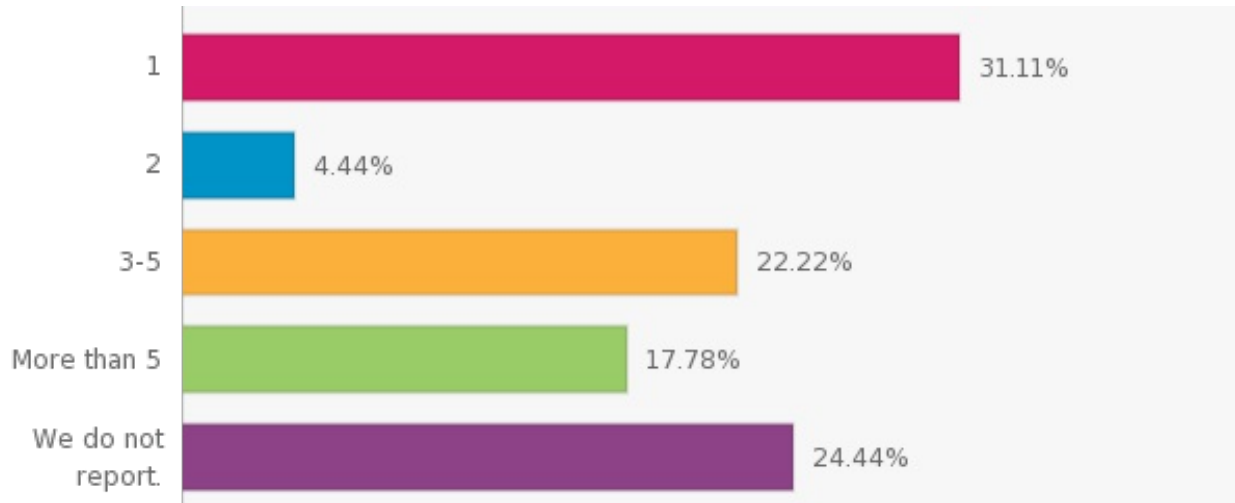
Top Response Options



Answer Options	Responses	Percentage
Less than 10%	12	26.09%
10% - 20%	5	10.87%
20% - 30%	7	15.22%
30% - 40%	8	17.39%
More than 40%	7	15.22%
We do not report	7	15.22%
Total	46	100.00%

Q. How many ESG Reporting frameworks, surveys, ratings (e.g. GRESB, CDP, MSCI, Sustainalytics, etc) does your organization participate in?

Top Response Options



Answer Options	Responses	Percentage
1	14	31.11%
2	2	4.44%
3-5	10	22.22%
More than 5	8	17.78%
We do not report.	11	24.44%
Total	45	100.00%

Q. Does your organization utilize outside consultants for annual ESG reporting?

Top Response Options



Answer Options	Responses	Percentage
Yes	21	47.73%
No	23	52.27%
Total	44	100.00%

Q. Does your organization have an internal sustainability committee composed of several individuals with various titles, (representing operations, engineering, accounting, communications and marketing, etc)?

Top Response Options



Answer Options	Responses	Percentage
Yes	22	52.38%
No	20	47.62%
Total	42	100.00%

Q. Does your organization have written short-term and long-term sustainability/ESG/Corporate responsibility goals?

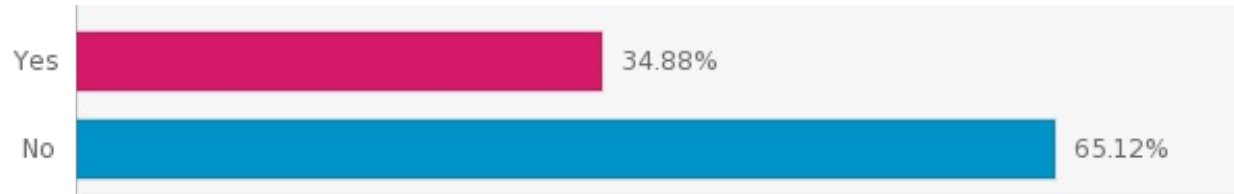
Top Response Options



Answer Options	Responses	Percentage
Yes	22	51.16%
No	21	48.84%
Total	43	100.00%

Q. Does your organization have a carbon reduction goal?

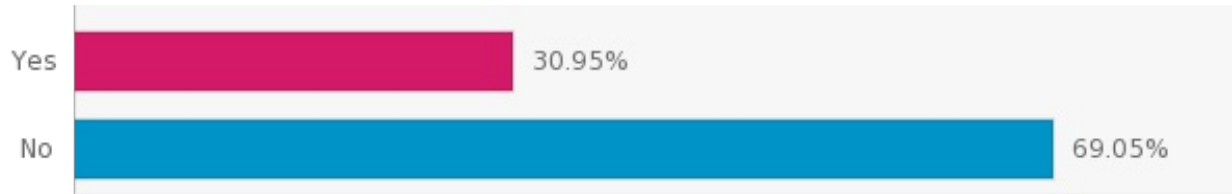
Top Response Options



Answer Options	Responses	Percentage
Yes	15	34.88%
No	28	65.12%
Total	43	100.00%

Q. Is your organization planning to utilize SASB guidelines?

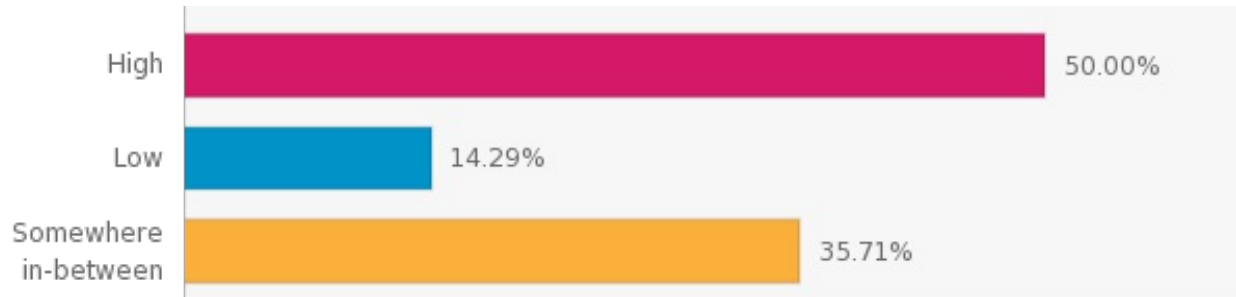
Top Response Options



Answer Options	Responses	Percentage
Yes	13	30.95%
No	29	69.05%
Total	42	100.00%

Q. Do you believe your organization's senior management team's commitment to sustainability is:

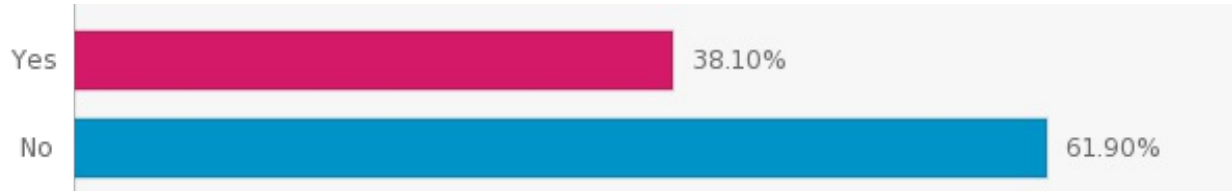
Top Response Options



Answer Options	Responses	Percentage
High	21	50.00%
Low	6	14.29%
Somewhere in-between	15	35.71%
Total	42	100.00%

Q. At least annually, does your company's board of directors assess how it is performing based on sustainability metrics?

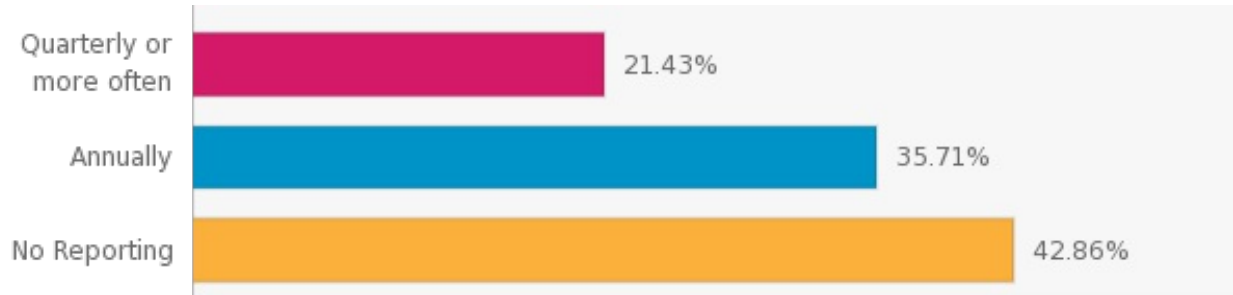
Top Response Options



Answer Options	Responses	Percentage
Yes	16	38.10%
No	26	61.90%
Total	42	100.00%

Q. How often do you report on sustainability to your board?

Top Response Options



Answer Options	Responses	Percentage
Quarterly or more often	9	21.43%
Annually	15	35.71%
No Reporting	18	42.86%
Total	42	100.00%

Q. Does your organization currently have a tenant engagement program?


Top Response Options



Answer Options	Responses	Percentage
Yes	22	52.38%
No	20	47.62%
Total	42	100.00%

Q. Does your organization have employee training programs?

Top Response Options



Answer Options	Responses	Percentage
Yes	37	88.10%
No	5	11.90%
Total	42	100.00%

Q. Does your organization have community engagement/volunteering programs?

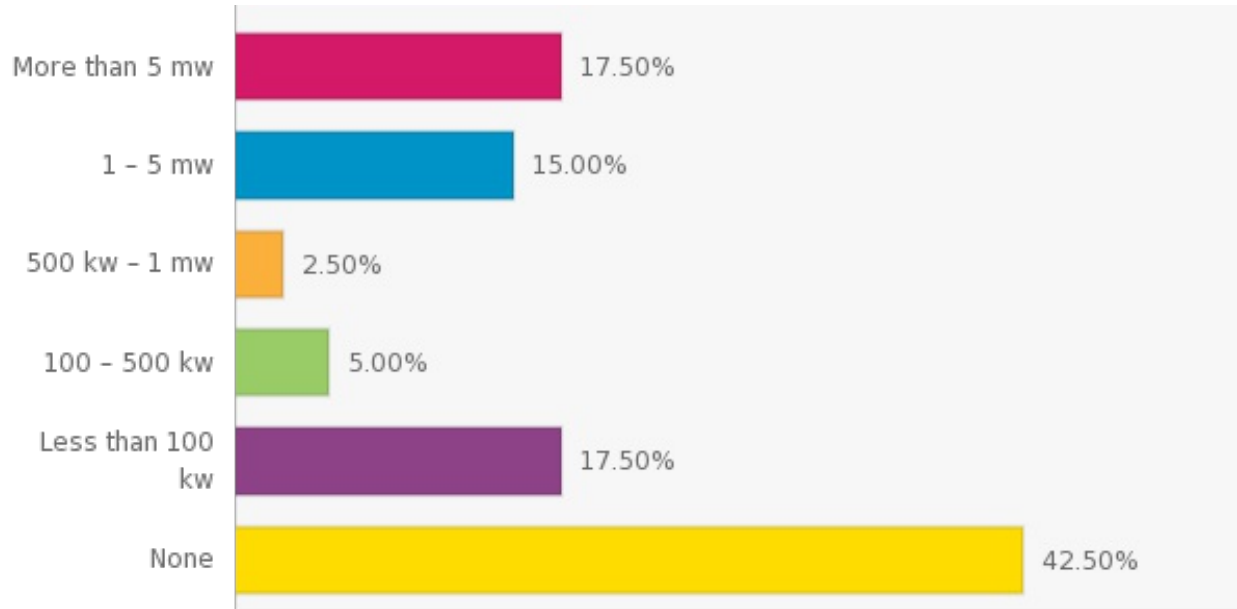
Top Response Options



Answer Options	Responses	Percentage
Yes	39	92.86%
No	3	7.14%
Total	42	100.00%

Q. How much solar power does your organization generate at the moment?

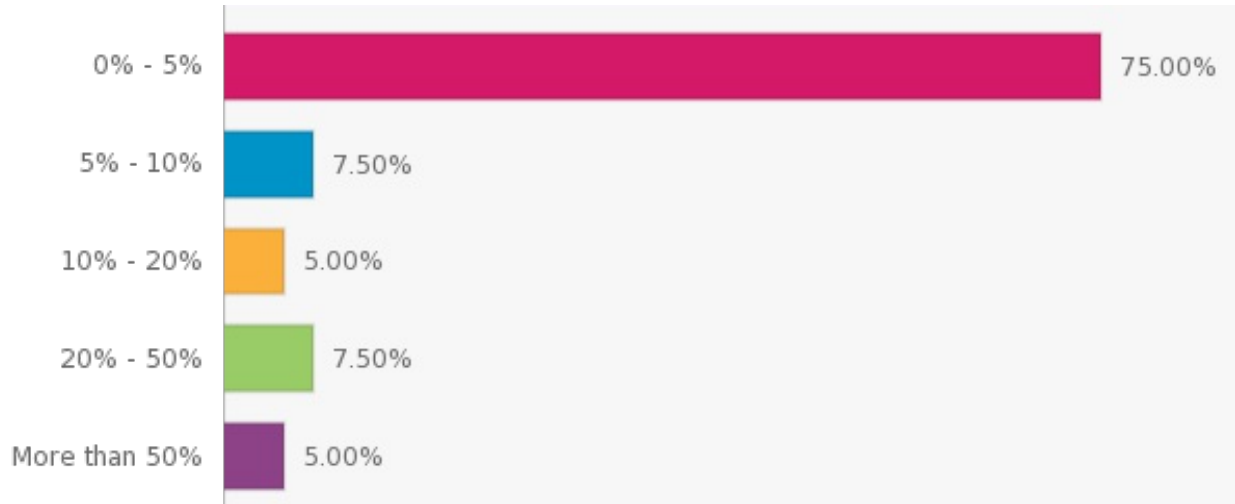
Top Response Options



Answer Options	Responses	Percentage
More than 5 mw	7	17.50%
1 - 5 mw	6	15.00%
500 kw - 1 mw	1	2.50%
100 - 500 kw	2	5.00%
Less than 100 kw	7	17.50%
None	17	42.50%
Total	40	100.00%

Q. What percentage of your total energy use is from renewables?

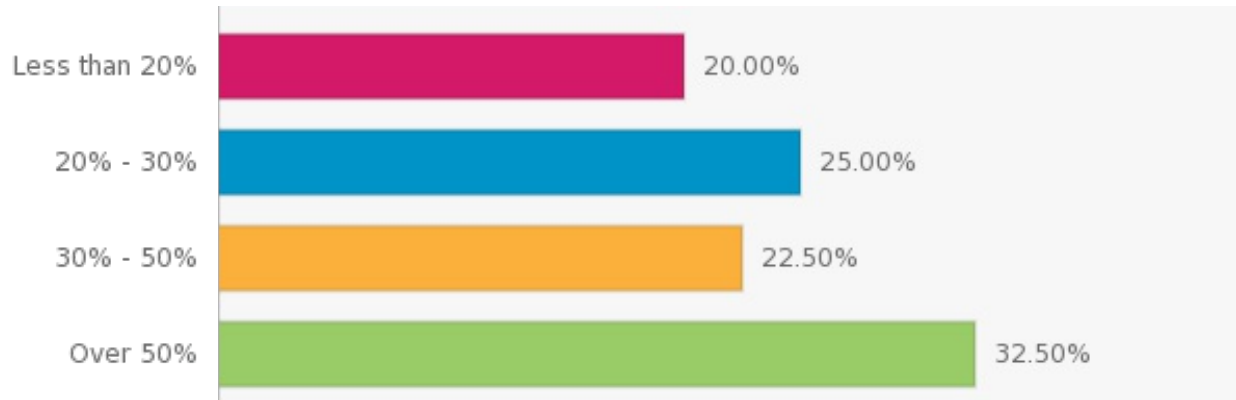
Top Response Options



Answer Options	Responses	Percentage
0% - 5%	30	75.00%
5% - 10%	3	7.50%
10% - 20%	2	5.00%
20% - 50%	3	7.50%
More than 50%	2	5.00%
Total	40	100.00%

Q. Trivia question: What percentage of fortune 500 companies have publicly stated energy and/or emissions targets?

Top Response Options



Answer Options	Responses	Percentage
Less than 20%	8	20.00%
20% - 30%	10	25.00%
30% - 50%	9	22.50%
Over 50%	13	32.50%
Total	40	100.00%